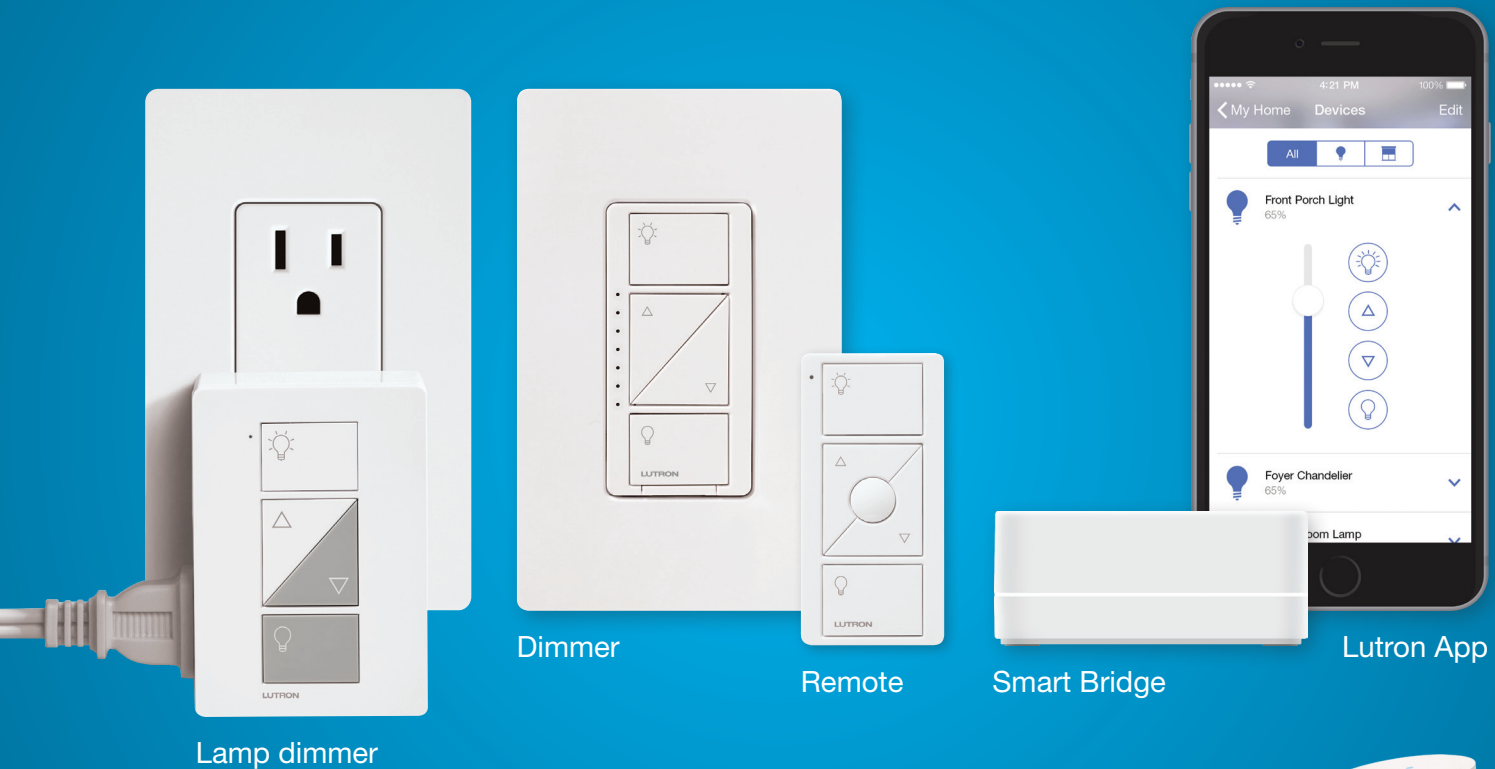


# Caséta Wireless

**LCM**  
**ELECTRIC**  
BETHLEHEM, PA

Discover the power of smart lighting



works with the  
Google Assistant



**LUTRON**

**LUTRON PRO**  
RESIDENTIAL

**LCM**  
**ELECTRIC**

# Welcome to Caséta Wireless

## Why choose Caséta Wireless?

Save time and hassle on the job, while giving your customers the power of smart lighting.

### An easier 3-way

- No-neutral-required dimmer
- Mount remote on any surface — without cutting holes
- No wiring necessary for remote

---

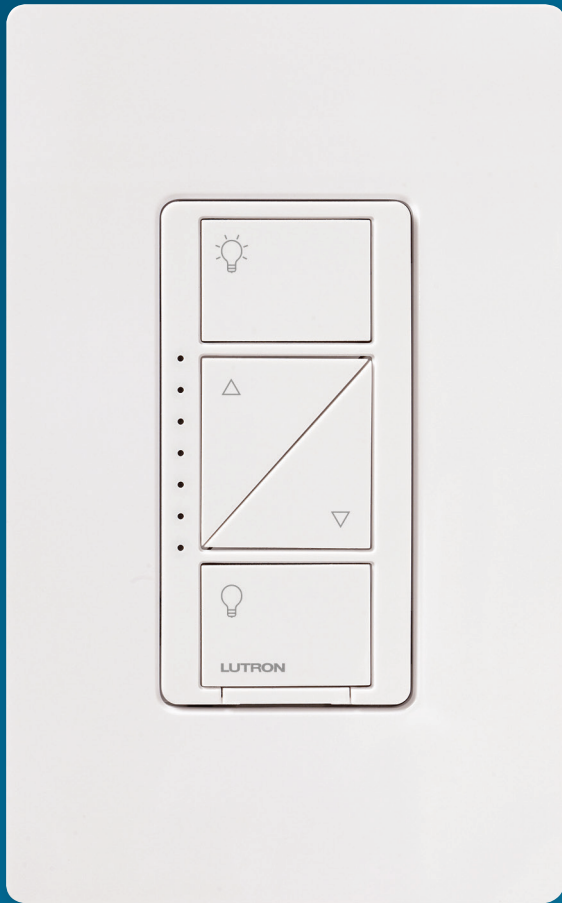
### A smarter timer\*

- Set timer once and never have to reset it again
- Timer schedules automatically adjust when seasons change
- No reprogramming for daylight savings or power outages

\*Not only does the Smart Bridge provide a smarter timer, it also offers app control, and so much more. See pages 8–9 for details.



# Product information



Controls wall and  
ceiling lights

## Dimmer

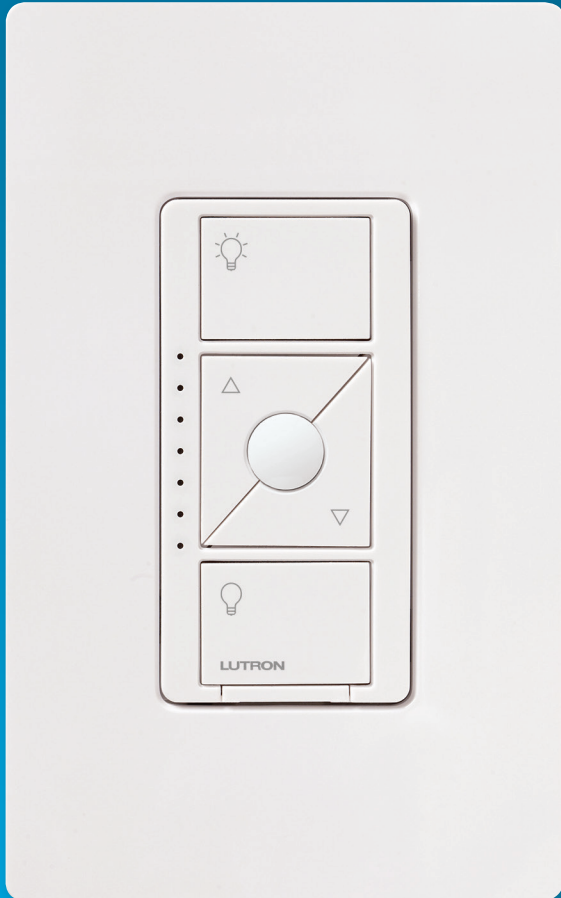
- Doesn't require a neutral wire — ideal for retrofit or new construction
- No polarity for line or load wiring — mistake-proof wiring
- Works with compatible dimmable LEDs (up to 150W), and incandescent and halogen bulbs (up to 600W)
- Use Pico remotes for additional dimmers in multi-location dimming applications

## Dimmer PRO

- Works with approved dimmable LEDs (up to 250W), and incandescent and halogen bulbs (up to 1000W)
- Also works with MLV lighting (up to 1000VA)
- Compatible with Lutron LTE LED drivers, PHPM, and GRX-TVI interfaces
- Neutral wire optional (required for MLV and drivers/interfaces)
- Use Pico remotes or existing toggle switches in multi-location applications

### Caséta Wireless works with energy-efficient, dimmable light bulbs

- UL Listed to dim over 500 different LED light bulbs. The list of compatible bulbs is available at **CasetaWireless.com**.
- Patent-pending technology ensures superior performance with dimmable LEDs, as well as halogen and incandescent bulbs. You can even use different light bulb types with the same dimmer.
- Questions about LED control?  
The Lutron LED Center of Excellence is the industry resource for LED control:  
1.877.DIM.LED8 or LED8@lutron.com.

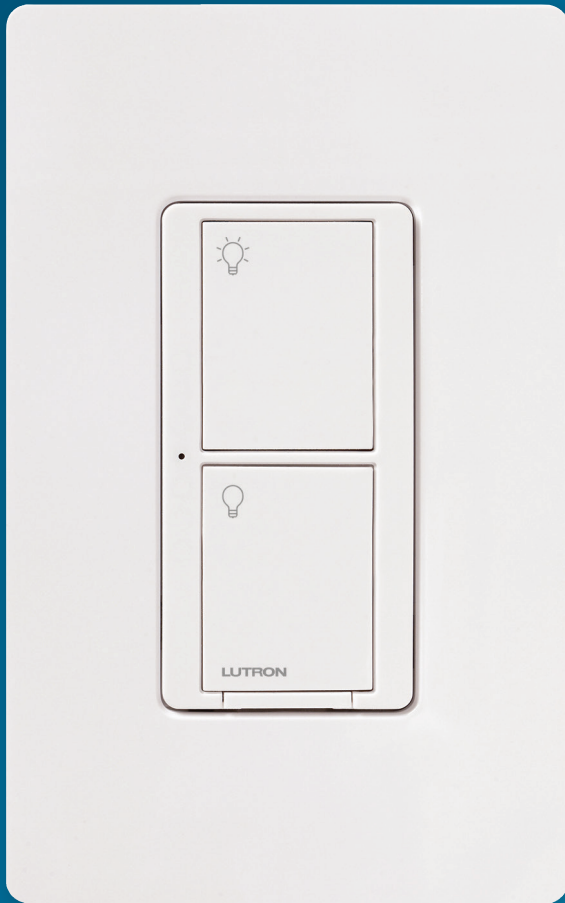


Controls ELV,  
LED, and more.

### Dimmer ELV+

- Works with all load types
- Favorite button for preset level on dimmer (matches Pico)
- 500W ELV/INC/HAL
- 400W MLV
- 250W LED
- Neutral wire required
- 10W minimum load
- Use Pico remotes for additional dimmers in multi-location dimming applications

# Product information



Controls wall and ceiling lights,  
as well as general purpose fans

## Neutral switch

- Neutral wire required — provides higher capacity and 10W minimum load or one LED bulb
- Use Pico remotes or existing toggle switches in multi-location switching applications

## Switch PRO

- Dual voltage — works in 120V and 277V applications
- Doesn't require a neutral wire
- Minimum load cap included (for switching LED, CFL, and ELV loads)
- Use Pico remotes or existing toggle switches in multi-location switching applications

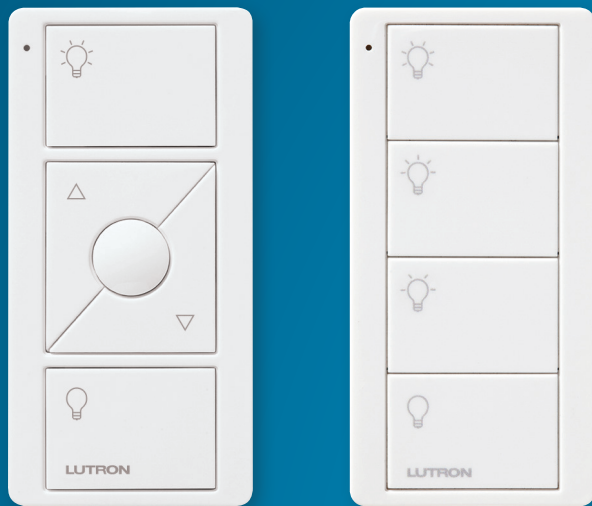




## Lamp dimmer

- Features two receptacles for simultaneous control of two lamps
- Simply plugs into a standard wall receptacle
- Works with dimmable LEDs (up to 100W)
- Also works with halogen and incandescent bulbs (up to 300W)
- First lamp dimmer added to Smart Bridge acts as a Clear Connect range extender (limit one per system)

# Product information



Use Pico mounted to a tabletop pedestal, clipped to a car visor, or mounted to a wall.



Tabletop pedestal



Car visor clip



Wall-mounting kit

## Pico remote control

- Provides convenient remote control
- Add a light switch without having to wire anything
- Battery powered — features a 10-year battery life
- Works with Caséta Wireless dimmers, switches, and wireless shades


## 4-button Pico remote control PRO

### Choose from three options

- 3-scene control — create three different scenes, as well as turn all lights off
- 2-group switch control — control two groups of lights independently from one another
- Dimming control — same functionality (full on/off and raise/lower) as standard Pico, but in a 4-button aesthetic

**Note:** light/shade and shade-only 4-button remotes also available.

Visit [lutron.com/pico](https://lutron.com/pico) for information on model numbers and engraving options.



Sonos endorsed integration and works with other select audio control systems.

### Pico remote control for audio

- Controls any model Sonos speaker(s) from anywhere around your home
- Play/pause, skip tracks, raise/lower volume, and select your favorite playlist or station
- Smart Bridge or Smart Bridge PRO required
- 10-year battery life



# Product information



Apple® HomeKit technology provides an easy way to control your lights and shades via Siri®, from your iPhone®, iPad®, or iPod touch®.



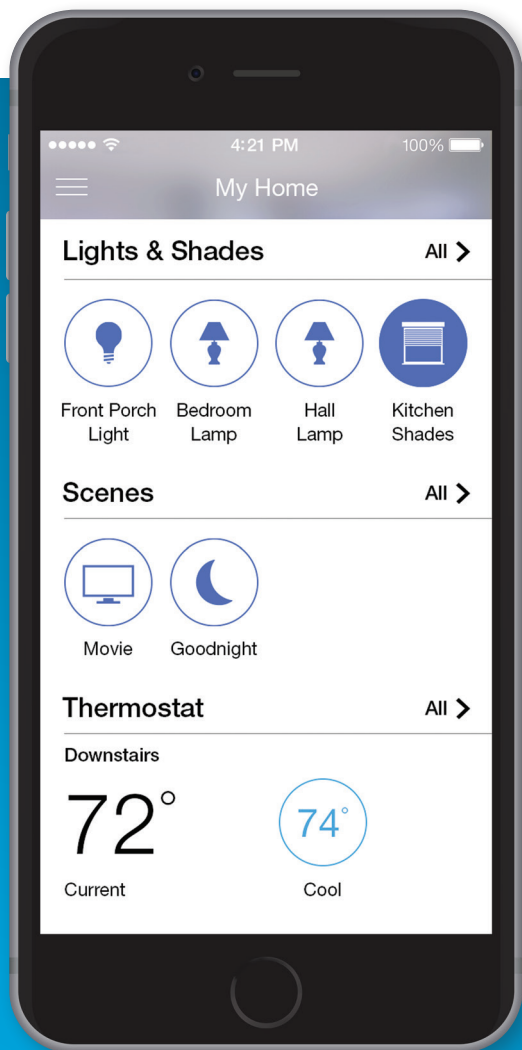
Apple, Siri, iPhone, iPad, and iPod touch are trademarks of Apple Inc., registered in the U.S. and other countries.

## Smart Bridge

- Enables control of lights, shades, and temperature using the Lutron App
- Compatible with Caséta Wireless dimmers and switches, Lutron-Honeywell Wireless Thermostat, Nest Learning Thermostat, and select Honeywell® Wi-Fi Thermostats
- Easy to install; just plugs into your Wi-Fi router
- Uses Clear Connect wireless technology — no callbacks

## Smart Bridge PRO

- Also compatible with Lutron Triathlon battery-powered shades and select styles of Sivoia QS Wireless shades
- Adds integration with third-party A/V remote controls and security systems



The App Store is a service mark of Apple Inc.  
Apple Watch is a trademark of Apple Inc.  
Google Play is a trademark of Google Inc.

## Lutron App

- Control individual lights, shades, and thermostats — even when you're away from home
- Add and schedule scenes to adjust lights and shades automatically
- Receive notifications on your smart device if you've left lights on when you leave home
- Tell Siri to turn lights off and close your shades just before bed, or dim the lights for movie time
- Use the geofencing feature to automatically turn lights on as you arrive home/turn them off as you leave
- Create a lived-in look with the "Smart Away" feature, which allows you to pick several lights that will randomly turn on/off in the evenings when you're away.

# Expand your system

Caséta Wireless expands beyond lighting control. It works with other connected home solutions, such as shades, thermostats, ceiling fans, and even other manufacturer's apps.

## Remote controlled shades

Eliminate glare, create privacy, and help keep a room cool, all with one touch.



Roller



Honeycomb


## Lutron motorized shades

- Battery-powered; batteries last 3–5 years
- Wireless, easy to install
- Cordless design
- Available in roller or insulating honeycomb styles
- Triathlon shades and select styles of Sivoia QS Wireless shades compatible with Smart Bridge PRO only



## Wireless thermostats

Control the comfort of your home from anywhere using the Lutron app and a wide range of compatible thermostats.



(available from Lutron)

### Lutron-Honeywell Wireless Thermostat

- Remotely control the temperature in your home from the Lutron App
- 7-day programmable schedule
- Large touchscreen display with backlight
- Precise comfort control of temperature and humidity
- The Lutron App is also compatible with the following:

**Honeywell**



## HomeKit-enabled ceiling fans

Conveniently adjust ceiling fans from the Lutron App or by using Siri®. Turn them on and off, and change speeds. And if the fan has a light attached to it, you can even adjust that, too — right from your phone.












### Hunter Symphony and Signal ceiling fans

- 54" ceiling fans with either plastic (Symphony) or wooden (Signal) blades
- Both fans include an integrated light kit
- Whisperwind® motor delivers quiet, ultra-powerful air movement
- For additional product information visit [hunterfan.com](http://hunterfan.com)



# Expand your system

## Additional smart home technology

|   |   |
|---|---|
|    | <b>Amazon Alexa</b><br>Create just the right light using Alexa voice control. Ask Alexa to turn lights on, off, or dim them to your favorite level.                                     |
|    | <b>Apple® HomeKit™</b><br>The Smart Bridge contains Apple HomeKit technology, so you can use Siri® to control your lights and shades.   |
|    | <b>Google Assistant</b><br>Get the lights with just your voice. Smart lighting control is now available through any Google Assistant-enabled device.                                    |
|    | <b>IFTTT (If This Then That)</b><br>Create IFTTT recipes, such as lowering your shades if it's sunny, or turning off lights if the Nest thermostat is set to "Away" mode                |
|  | <b>Logitech Harmony</b><br>Dim lights, lower shades, and start a movie with one button press on Logitech Harmony hub-based remote controls or from the Harmony app.                     |
|  | <b>Nest Protect smoke + CO alarm</b><br>When smoke or CO is detected your lights will turn on and your shades will open automatically to help you find your way                         |
|  | <b>Samsung SmartThings</b><br>Control lights and shades from the Samsung SmartThings app, and create new routines to tie in other smart devices like locks, sensors, cameras, and more. |
|  | <b>Sonos</b><br>Control your Sonos Home Sound System from a Pico remote control for audio or from scenes in the Lutron App.   |
|  | <b>XFINITY Home</b><br>Control your lights from anywhere using the XFINITY Home app.  |



## Pro-level integration\*

### Security

Automatically turn off lights and close shades when arming the security system before leaving for the day. Turn lights on and open shades when disarming the system when arriving home or in the event of an alarm.




### A/V

Combine all connected home solutions into one app.



\*Smart Bridge PRO required for pro-level integration



**CALL US TODAY**  
**610-984-4433**

**24 / 7 EMERGENCY SERVICE**  
**365 DAYS A YEAR**

**WWW.LCMELECTRIC.COM**